





Tarrantula™

Building on the success of the LEDWash 1200 and Spider's advanced technology, Robe is excited to announce the release of their most powerful LED beam/wash/effects fixture yet. We call it the Tarrantula.

Designed for concerts, car shows, sporting tournaments, indeed any event in a large venue, the Tarrantula is powered by 36x 30W and 1x 60W high powered emitters providing a stunning 20.000 lumen output. The versatile optical system offers an adjustable beam angle, from a tight 4° spot to a super-wide 50° wash, of the highest quality light. The LEDWash 800 inspired Beam Shaper accessory creates a traditional oval beam that can be indexed to precisely cover the desired stage or performance area. Central to the effects capabilities of this fixture is the exclusive Robe "Flower Effect" adding yet another spectacular visual dimension. Driven by the 60W RGBW multichip, this creates the sharpest spikes of light, rotating in either direction with controlled speed. Fully saturated and intense colours as well as subtle pastel tones are created with velvety smooth transitions thanks to the integrated internal 18bit LED dimming system. Dynamic video effects are easily achieved by mapping individual pixels controlled by a DMX desk or media servers via SACN with internal HTP merging, DMX or by Kling-Net protocol.



-  1x 60W RGBW and 36x 30W RGBW LED multichips
-  20.150 lm, 80.200 lx @ 5m
-  4° - 50°
-  pixel control, flower effect, virtual colour wheel, tungsten lamp effect, preprogrammed pixel effects, optional beam shaper

Technical Specification

SOURCE

- Light source type: 1x 60W RGBW and 36x 30W RGBW LED multichips
- Typical lumen maintenance: 70% @ 20.000 hours
- LED life expectancy: min. 50.000 hours

OPTICAL SYSTEM

- Robe's proprietary optical design
- High - efficiency zoom optical system, ratio 12,5:1
- Zoom range: 4° - 50°
- Fixture total lumen output: 20.150 lm
- Light output: 80.200 lx @ 5 m

DYNAMIC EFFECTS

- Colour mixing mode RGBW or CMY
- Individual control of each RGBW pixel
- Variable CTO: 2.700K - 8.000K
- Virtual Colour Wheel: with 66 preset swatches
- Tungsten lamp effect at whites: 2.700K and 3.200K (red shift and thermal delay)
- Colour rainbow effect with variable speed
- Pre-programmed pixel effects with colour, dimming and strobe chases, waves and pulses at variable speed and direction
- Innovative Flower Effect: rotating in both directions at variable speed (patent pending)
- Strobe effect: variable speed (max. 20 flashes per second)
- Pre-programmed random strobe & pulse effects
- High resolution electronic dimming: 0 - 100%

CONTROL AND PROGRAMMING

- Setting & Addressing: ROBE Navigation System 2 (RNS2)
- Display: QVGA Robe touch screen with battery backup, gravitation sensor for auto screen positioning, operation memory service log with RTC, stand-alone operation with 3 editable programs (each up to 100 steps), built-in analyser for easy fault finding
- Protocols: USITT DMX-512, RDM, Art-Net, MA Net, MA Net2, sACN, Kling-Net
- Wireless CRMX™ technology from Lumen Radio: On request
- DMX Protocol modes: 6
- Control channels: 27, 47, 145, 182, 158, 195
- Pan/Tilt resolution: 16 bit
- R,G,B,W colour mixing: 8 or 16 bit (internal 18 bit)
- Zoom: 8 bit
- Dimmer: 8 or 16 bit (internal 18 bit)

MOVEMENT

- Pan movement: 540°
- Tilt movement: 220°
- Movement control: Standard and Speed
- Controllable speed of Pan/Tilt movement

- EMS™: Electronic Motion Stabilizer system for Pan & Tilt reducing beam deviation caused by truss movement or vibration (Patent pending)
- Automatic Pan/Tilt position correction

THERMAL SPECIFICATION

- Maximum ambient temperature: 45°C (113°F)
- Maximum surface temperature: 75°C (167°F)
- Minimum operating temperature: -5°C (23°F)

ELECTRICAL SPECIFICATION AND CONNECTIONS

- Power supply: Electronic auto-ranging
- Input voltage range: 100-240 V, 50/60 Hz
- Power consumption: 1000 W
- Power in connector: Neutric powerCON TRUE1
- DMX and RDM data in/out: Locking 3-pin & 5-pin XLR
- Ethernet port in/out: RJ45
- Embedded Ethernet switch 10/100 Mbps: 1x in / 1x out

APPROVALS

- CE Compliant
- cETLus Compliant (pending)

MECHANICAL SPECIFICATION

- Height: 587 mm (23.1")
- Width: 508 mm (20")
- Depth: 257 mm (10.1")
- Weight: 21.2 kg (46.7 lbs)

RIGGING

- Mounting positions: Horizontally or vertically
- Universal operating position
- Mounting points: 2 pairs of ¼-turn locking points
- 2x Omega adaptors with ¼-turn quick locks
- Safety cable attachment point
- Tilt transport lock

INCLUDED ITEMS

- User Manual
- Omega Adaptor CL-regular 2 pcs
- Power cord including powerCON TRUE1 In connector

ACCESSORIES

- Diffusion filter 2°: 10980417
- Beam shaper kit: 10980430
- EggCrate: 10980431
- Doughty Trigger Clamp: 17030386
- Safety wire 35 kg: 99011963

- Single Top Loader Case: 10120234
- Dual Top Loader Case: 10120235
- Foam Shell: 20020319

LEGAL

- Tarrantula[™] is a trademark of Robe lighting s. r. o.
- Tarrantula[™] is patented by Robe lighting s. r. o. and is protected by one or more pending or issued patents