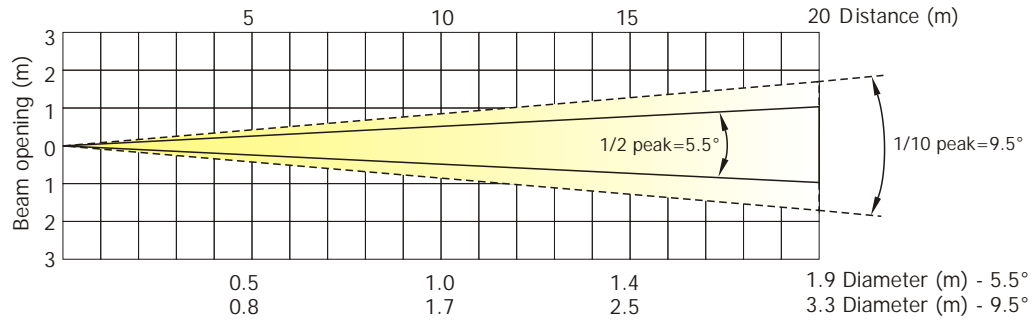


Robin DLF Wash

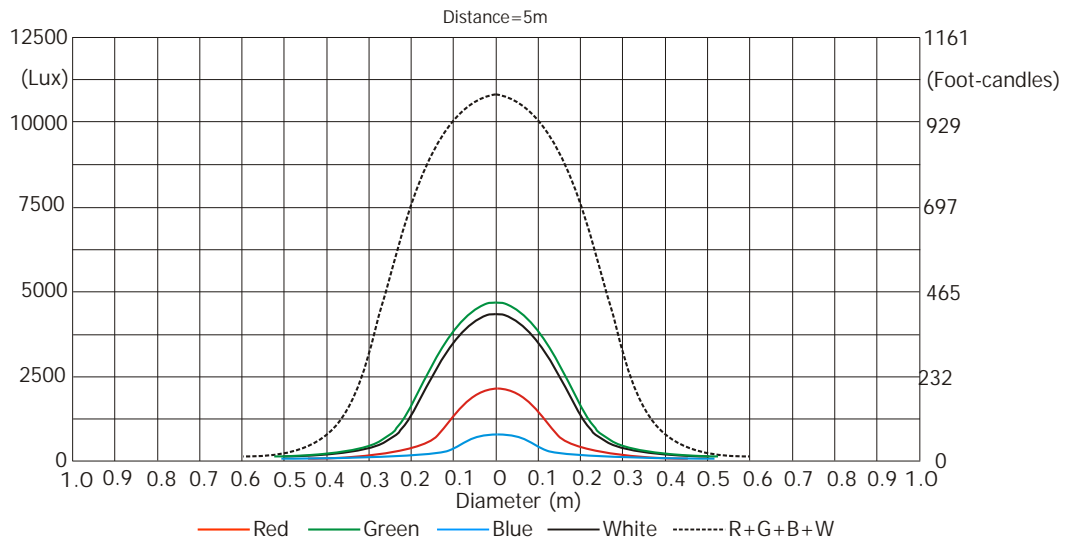
Photometric Diagrams

Min. zoom



Distance (m)	5	6	8	10	12	14	15	20	
Red	2100/195	1458/136	820/76	525/49	365/49	268/25	233/22	131/12	Intensity (center) Lux/Footcandles
Green	4890/454	3396/316	1910/178	1223/114	849/79	624/58	543/51	306/28	
Blue	860/80	597/56	336/31	215/20	149/14	110/10	96/9	54/5	
White	4010/373	2785/259	1566/146	1003/93	696/65	512/48	445/41	251/23	
R+G+B+W	11680/1085	8111/754	4563/424	2920/271	2028/188	1490/138	1297/121	730/68	

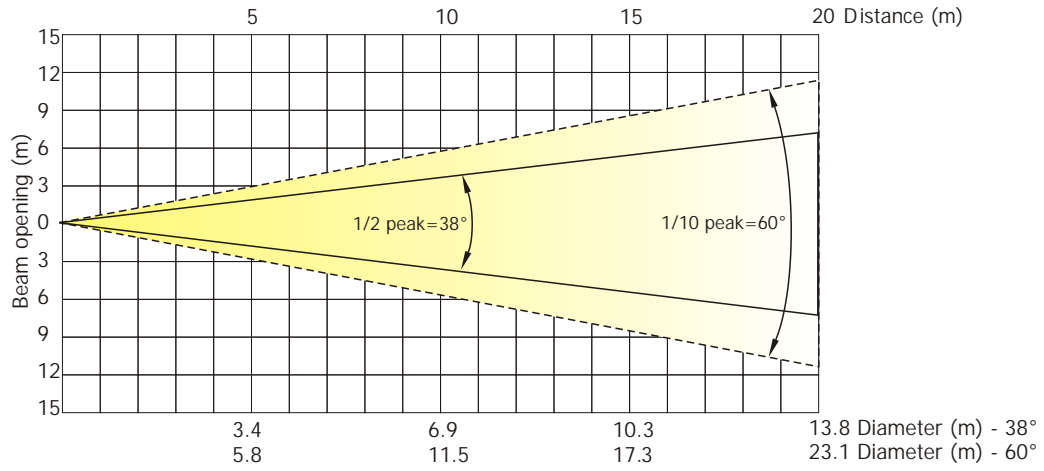
Illuminance distribution



Robin DLF Wash

Photometric Diagrams

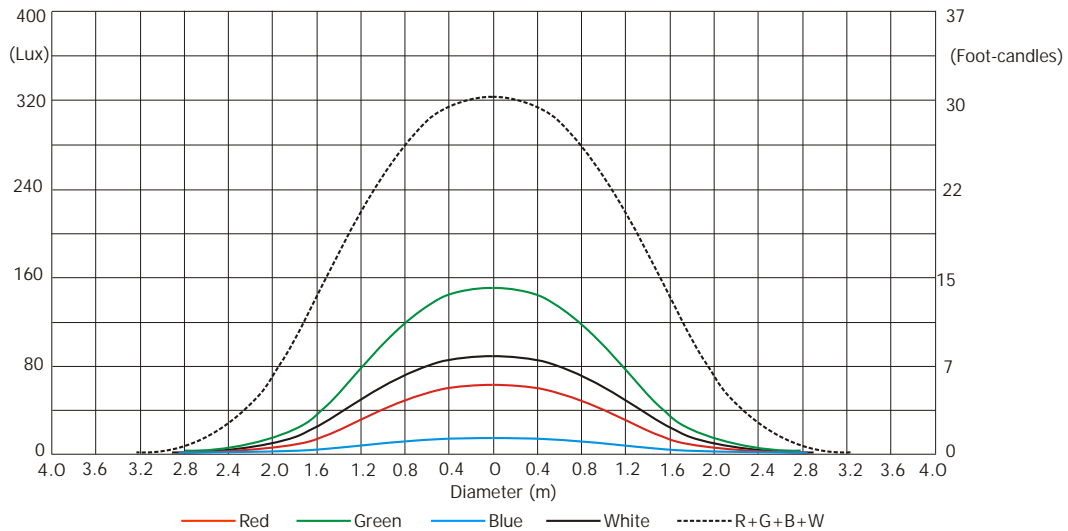
Max. Zoom (wide zoom = Off)



Distance (m)	5	6	8	10	12	14	15	20	
Red	68/6	47/4.4	27/2.5	17/2	12/1.1	9/0.8	8/0.7	4/0.4	Intensity (center) Lux/Footcandles
Green	155/14	108/10	61/5.6	39/4	27/2.5	20/1.8	17/1.6	10/0.9	
Blue	26/2.4	18/1.7	10/0.9	7/0.6	5/0.4	3/0.3	3/2.4	2/0.2	
White	100/9	69/6.5	39/3.6	25/2.3	17/1.6	13/1.2	11/1	6/0.6	
R+G+B+W	323/30	224/21	126/12	81/7.5	56/5	41/3.8	36/3.3	20/1.9	

Illuminance distribution

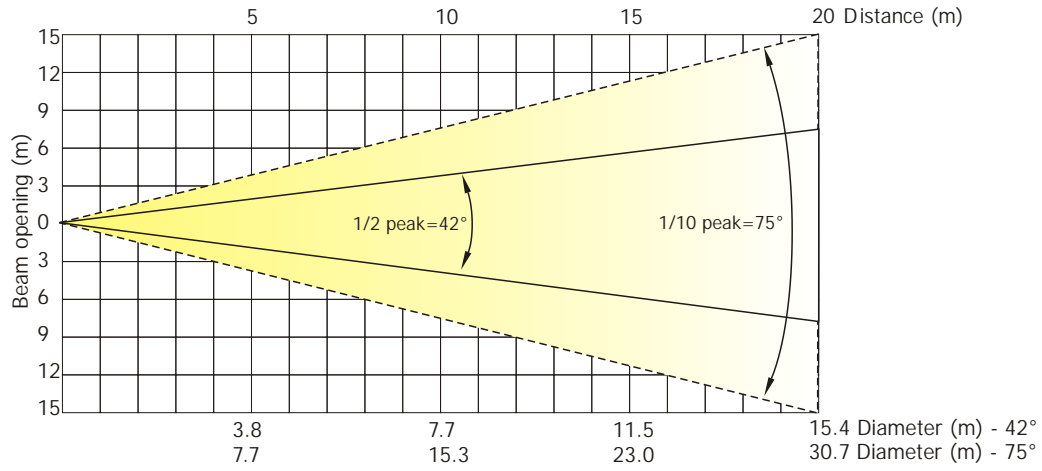
Distance=5m



Robin DLF Wash

Photometric Diagrams

Max. Zoom (wide zoom = On)



Distance (m)	5	6	8	10	12	14	15	20	
Red	45/4	31/3	18/1.6	11/1	8/0.7	6/0.5	5/0.5	3/0.3	Intensity (center) Lux/Footcandles
Green	97/9	67/6	38/3.5	24/2.3	17/1.6	12/1.1	11/1	6/0.6	
Blue	18/1.7	13/1.2	7/0.7	4.5/0.4	3/0.3	2.3/0.2	2/0.2	1/0.1	
White	80/7	56/5	31/3	20/1.9	14/1.3	10/0.9	9/0.8	5/0.5	
R+G+B+W	228/21	158/15	89/8	57/5	40/4	29/3	25/2.4	14.3/1.3	

Illuminance distribution

Distance=5m

