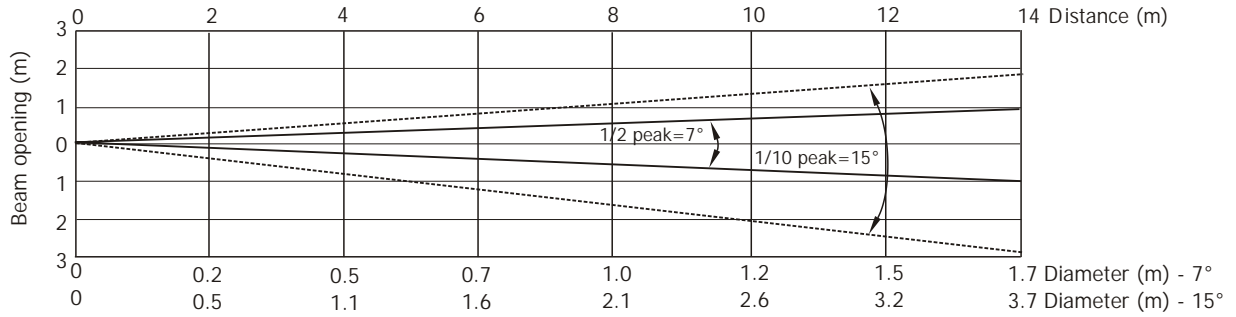


# Robin Perfect 100

## Photometric Diagram

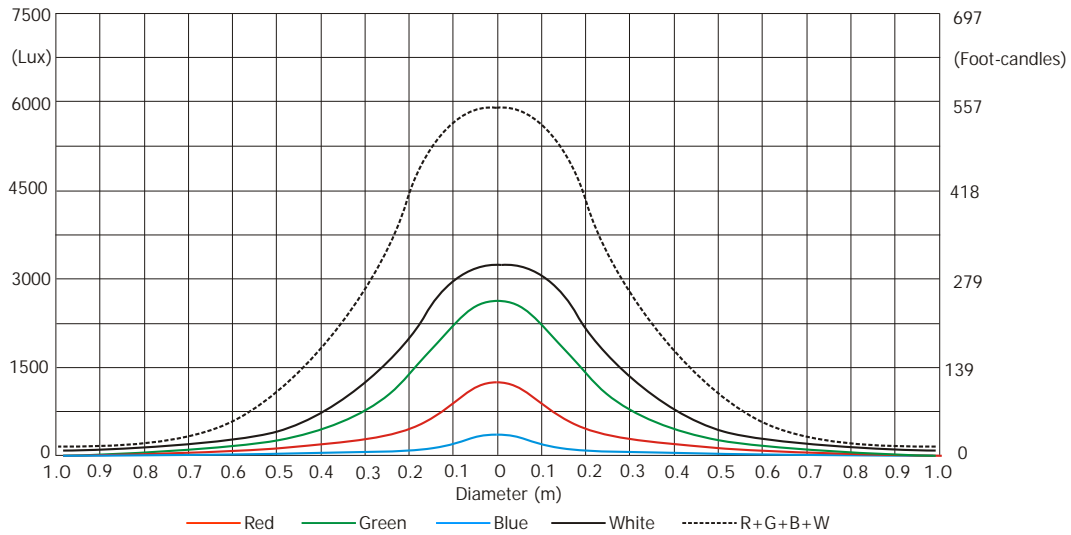
Beam angle 7°  
Total Output: 3220 lumens



Distance (m)	2	4	5	6	8	10	12	14	
Red	7125/662	1781/166	1140/106	792/74	445/41	285/27	198/18	145/14	Intensity (center) Lux/Footcandles
Green	15188/1411	3797/353	2430/226	1688/157	949/88	608/56	422/39	310/29	
Blue	2000/186	500/47	320/30	222/21	125/12	80/7	56/5	41/4	
White	20125/1870	5031/467	3220/299	2236/208	1258/117	805/75	559/52	411/38	
R+G+B+W	37250/3461	9313/865	5960/554	4139/385	2328/216	1490/138	1035/96	760/71	

### Illuminance distribution

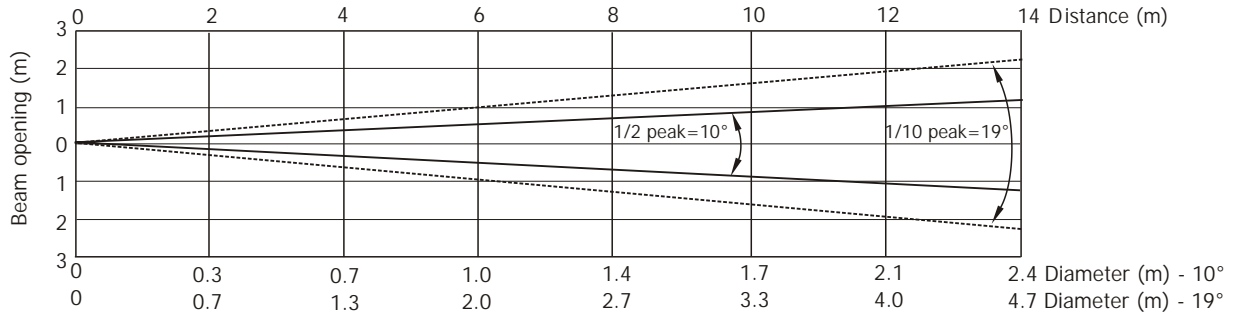
Distance=5m



# Robin Perfect 100

## Photometric Diagram

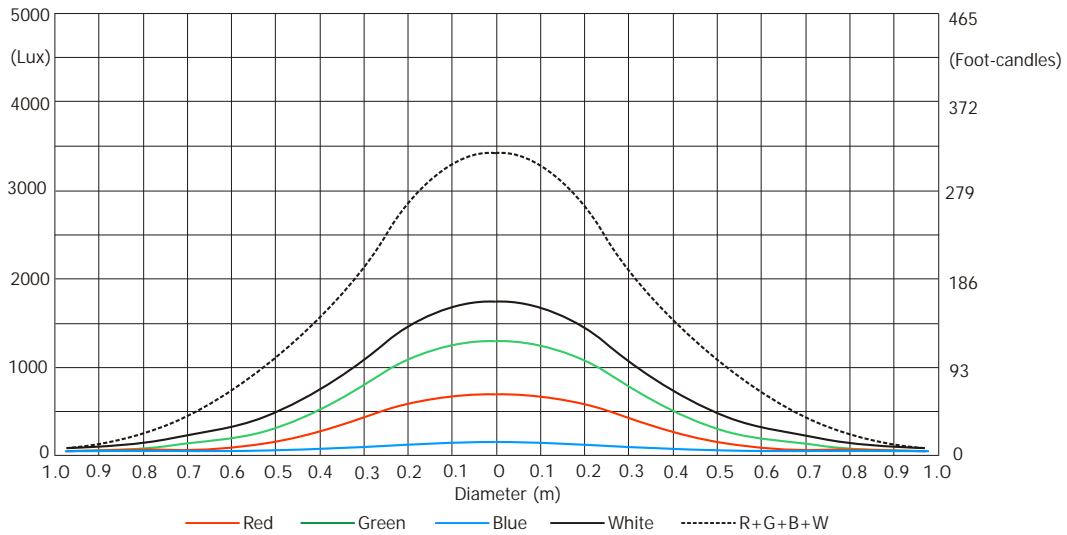
Diffusion filter 10°



Distance (m)	2	4	5	6	8	10	12	14	
Red	4625/430	1156/107	740/69	514/48	289/26	185/17	128/12	94/9	Intensity (center) Lux/Footcandles
Green	8312/772	2078/193	1330/124	924/86	520/48	333/31	231/22	170/16	
Blue	1069/99	267/25	171/16	118/11	67/6	43/4	30/2.8	22/2	
White	11000/1022	2750/255	1760/164	1222/114	688/64	440/41	305/28	225/21	
R+G+B+W	21625/2009	5406/502	3460/321	2402/223	1351/126	865/80	600/56	441/41	

### Illuminance distribution

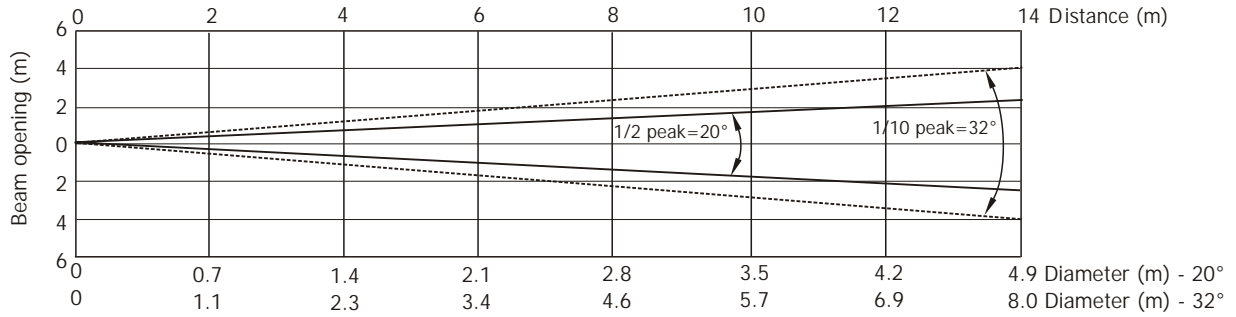
Distance=5m



# Robin Perfect 100

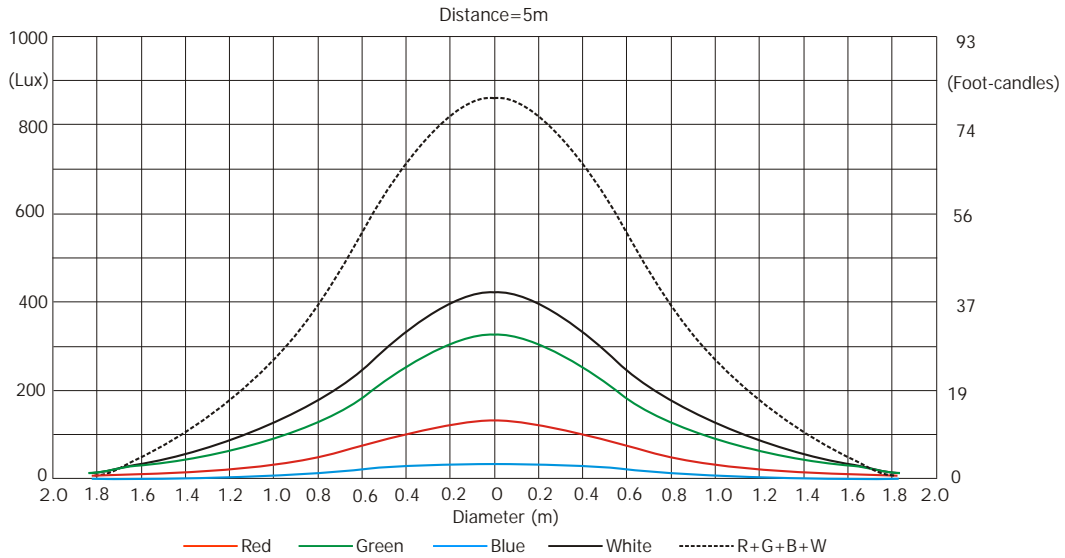
## Photometric Diagram

Diffusion filter 20°



Distance (m)	2	4	5	6	8	10	12	14	
Red	831/77	208/19	133/12	92/9	52/5	33/3	23/2.1	17/1.6	Intensity (center) Lux/Footcandles
Green	2100/195	525/49	336/31	233/22	131/12	84/8	58/5.4	43/4	
Blue	81/7.5	20/1.9	13/1.2	9/0.8	5/0.5	3.3/0.3	2.3/0.2	1.7/0.2	
White	2625/244	656/61	420/39	292/27	164/15	105/9	73/7	54/5	
R+G+B+W	6375/499	1344/125	860/80	597/56	336/32	215/20	149/14	110/10	

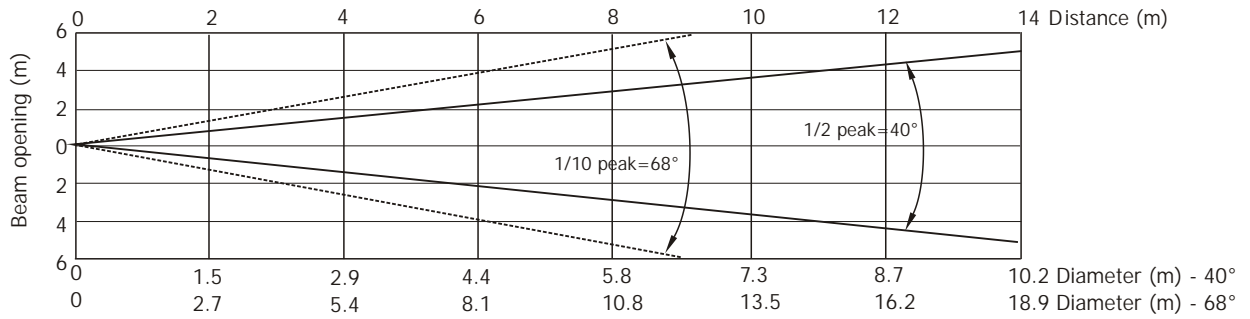
### Illuminance distribution



# Robin Perfect 100

## Photometric Diagram

Diffusion filter 40°



Distance (m)	2	4	5	6	8	10	12	14	
Red	219/20	55/5	35/3.3	24.3/2.3	14/1.3	9/0.8	6/0.6	5/0.4	Intensity (center) Lux/Footcandles
Green	513/48	128/12	82/8	57/5	32/3	21/2	14/1.3	11/1	
Blue	50/4.6	13/1.2	8/0.7	6/0.5	3/0.3	2/0.2	1.4/0.1	1/0.1	
White	725/67	181/17	116/11	81/8	8/45	29/2.7	20/2	15/1.4	
R+G+B+W	1438/133	359/33	230/21	160/15	90/8	58/5	40/4	30/2.7	

### Illuminance distribution

