

Photometric Test Report

IES FLOOD REPORT

PHOTOMETRIC FILENAME : L03121113.IES

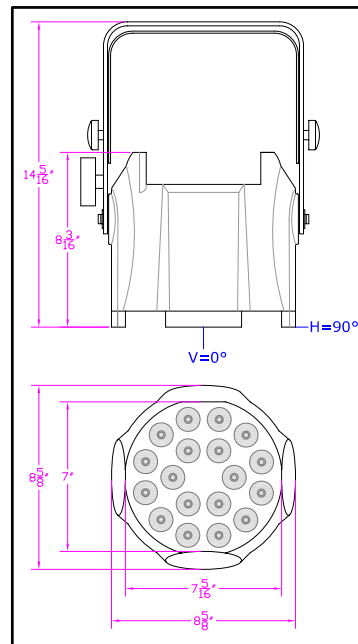
DESCRIPTIVE INFORMATION (From Photometric File)

IESNA:LM-63-2002
[TEST] L03121113
[TESTLAB] LIGHT LABORATORY, INC.
[ISSUE DATE] 3/26/2012
[MANUFACTURER] ELATION LIGHTING
[LUMEN CATEGORY] OPTI TRI WHITE
[LUMINAIRE] 8-5/8"DIA. X 8-3/16"H. OPTI TRI WHITE LED FLOOD FIXTURE
[MORE] 54 3W LEDs, 18 COOL WHITE, 18 WARM WHITE, AND 18 AMBER
[MORE] TESTED WITH ONLY AMBER ON.
[BALLAST CATEGORY] N/A
[BALLAST] 100-240VAC 47-63Hz ELECTRONIC
[LAMP POSITION] 0,0
[LAMP CATEGORY] 3W OPTI LED
[OTHER] INDICATING THE CANDELA VALUES ARE ABSOLUTE AND
[MORE] SHOULD NOT BE FACTORED FOR DIFFERENT LAMP RATINGS.
[_INPUT] 120VAC, 52.88W
[_TEST PROCEDURE] IESNA:LM-79-08

Note: Candela values converted from Type-C to Type-B

CHARACTERISTICS

NEMA Type	4 H x 4 V
Maximum Candela	2018
Maximum Candela Angle	0H 0V
Horizontal Beam Angle (50%)	30.0
Vertical Beam Angle (50%)	30.0
Horizontal Field Angle (10%)	62.6
Vertical Field Angle (10%)	63.3
Lumens Per Lamp	N.A. (absolute)
Total Lamp Lumens	N.A. (absolute)
Beam Lumens	323
Beam Efficiency	N.A.
Field Lumens	651
Field Efficiency	N.A.
Spill Lumens	189
Luminaire Lumens	840
Total Efficiency	N.A.
Total Luminaire Watts	52.88
Ballast Factor	1.00

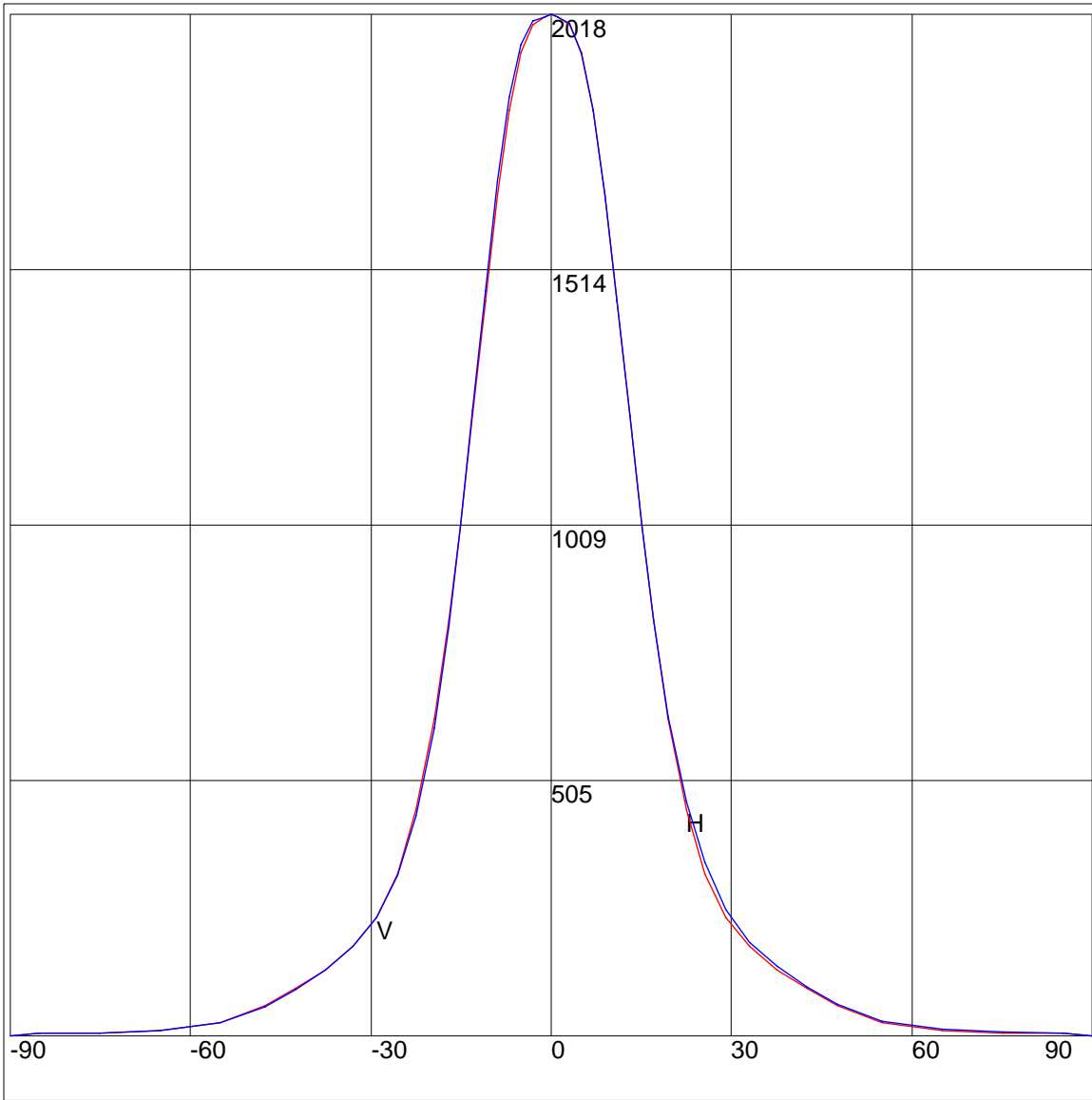


IES FLOOD REPORT
PHOTOMETRIC FILENAME : L03121113.IES

AXIAL CANDELA

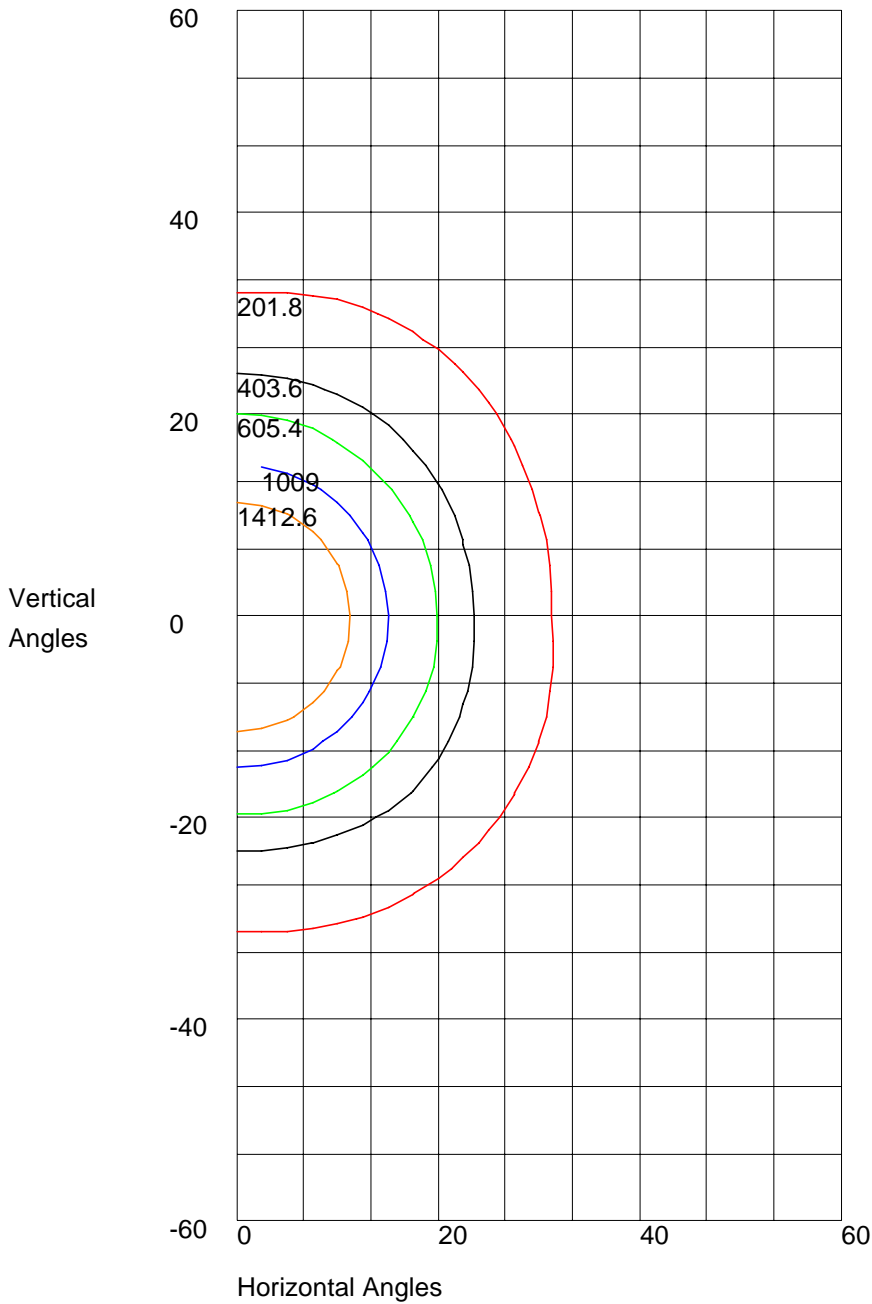
DEG.	HOR.	DEG.	VERT.
90	0	90	0
85	7	85	7
75	7	75	8
65	12	65	13
55	27	55	29
47.5	60	47.5	63
42.5	94	42.5	98
37.5	131	37.5	139
33	177	33	186
29	235	29	252
25.5	320	25.5	345
22.5	448	22.5	464
19.5	627	19.5	634
17	822	17	823
15	1009	15	1009
13	1226	13	1226
11	1452	11	1454
9	1659	9	1660
7	1827	7	1827
5	1942	5	1941
3	1998	3	1999
1	2013	1	2014
0	2018	0	2018
-1	2013	-1	2013
-3	1998	-3	2005
-5	1942	-5	1957
-7	1827	-7	1853
-9	1659	-9	1688
-11	1452	-11	1473
-13	1226	-13	1237
-15	1009	-15	1009
-17	822	-17	810
-19.5	627	-19.5	610
-22.5	448	-22.5	434
-25.5	320	-25.5	318
-29	235	-29	235
-33	177	-33	177
-37.5	131	-37.5	131
-42.5	94	-42.5	91
-47.5	60	-47.5	58
-55	27	-55	28
-65	12	-65	12
-75	7	-75	7
-85	7	-85	7
-90	0	-90	0

AXIAL CANDELA DISPLAY



Maximum Candela = 2018 Located At Horizontal Angle = 0, Vertical Angle = 0
H - Horizontal Axial Candela
V - Vertical Axial Candela

ISOCANDELA CURVES



Maximum Candela = 2018 Located At Horizontal Angle = 0, Vertical Angle = 0
50% Maximum Candela = 1009
10% Maximum Candela = 201.8

Photometric Test Report

IES FLOOD REPORT
PHOTOMETRIC FILENAME : L03121111.IES

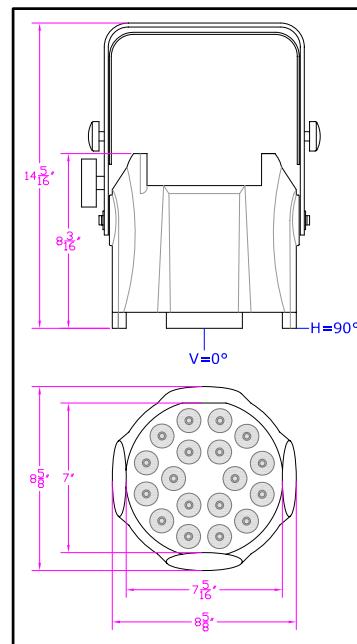
DESCRIPTIVE INFORMATION (From Photometric File)

IESNA:LM-63-2002
[TEST] L03121111
[TESTLAB] LIGHT LABORATORY, INC.
[ISSUE DATE] 3/26/2012
[MANUFAC] ELATION LIGHTING
[LUMCAT] OPTI TRI WHITE
[LUMINAIRE] 8-5/8"DIA. X 8-3/16"H. OPTI TRI WHITE LED FLOOD FIXTURE
[MORE] 54 3W LEDs, 18 COOL WHITE, 18 WARM WHITE, AND 18 AMBER
[MORE] TESTED WITH ONLY COOL WHITE ON.
[BALLASTCAT] N/A
[BALLAST] 100-240VAC 47-63Hz ELECTRONIC
[LAMPPOSITION] 0,0
[LAMPCAT] 3W OPTI LED
[OTHER] INDICATING THE CANDELA VALUES ARE ABSOLUTE AND
[MORE] SHOULD NOT BE FACTORED FOR DIFFERENT LAMP RATINGS.
[_INPUT] 120VAC, 49.95W
[_TEST PROCEDURE] IESNA:LM-79-08

Note: Candela values converted from Type-C to Type-B

CHARACTERISTICS

NEMA Type	4 H x 4 V
Maximum Candela	5338
Maximum Candela Angle	0H 1V
Horizontal Beam Angle (50%)	23.2
Vertical Beam Angle (50%)	22.9
Horizontal Field Angle (10%)	49.7
Vertical Field Angle (10%)	50.0
Lumens Per Lamp	N.A. (absolute)
Total Lamp Lumens	N.A. (absolute)
Beam Lumens	470
Beam Efficiency	N.A.
Field Lumens	1042
Field Efficiency	N.A.
Spill Lumens	367
Luminaire Lumens	1409
Total Efficiency	N.A.
Total Luminaire Watts	49.95
Ballast Factor	1.00

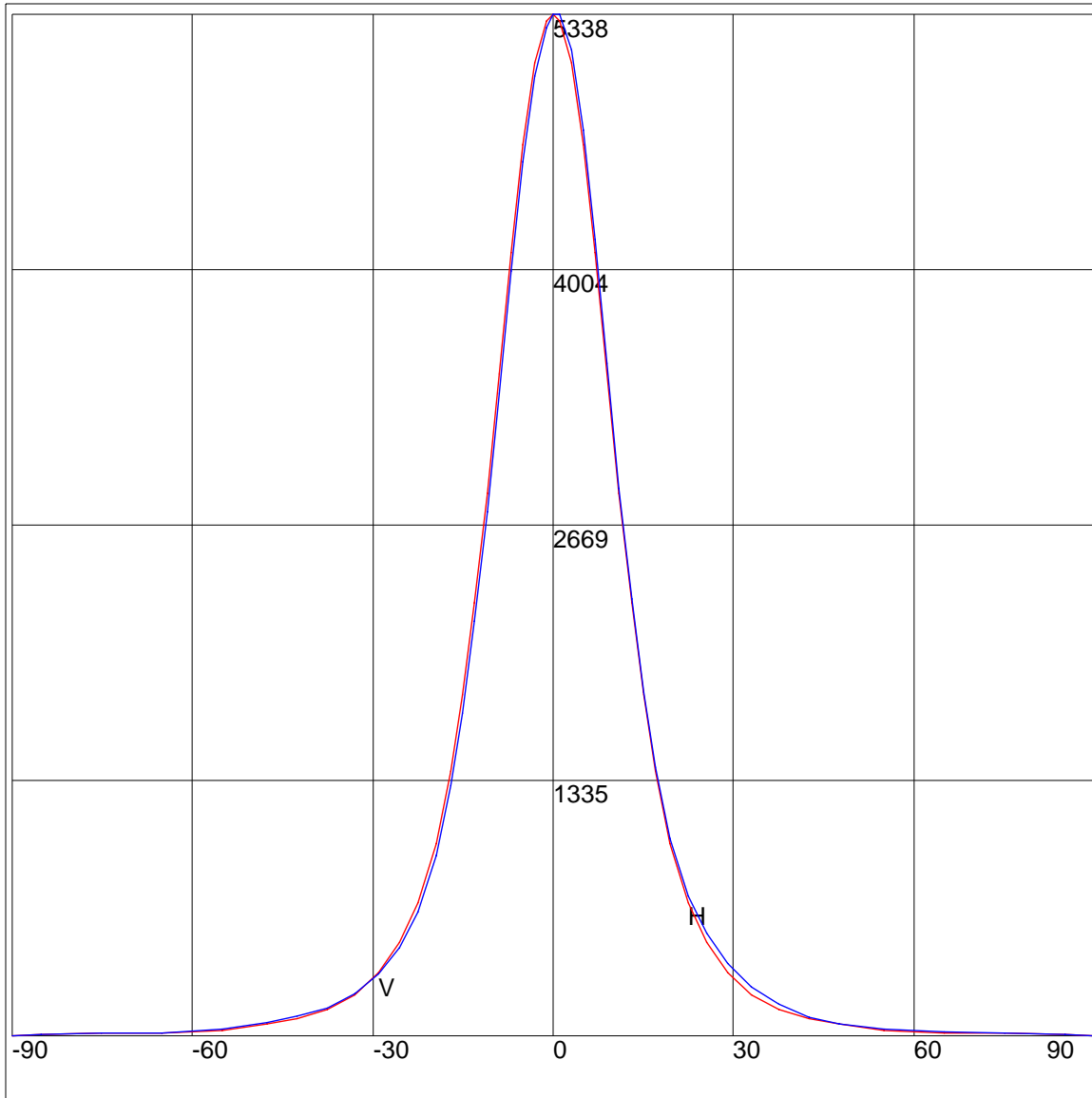


IES FLOOD REPORT
PHOTOMETRIC FILENAME : L03121111.IES

AXIAL CANDELA

DEG.	HOR.	DEG.	VERT.
90	0	90	0
85	12	85	12
75	14	75	15
65	20	65	22
55	33	55	38
47.5	63	47.5	67
42.5	93	42.5	101
37.5	140	37.5	165
33	219	33	257
29	333	29	384
25.5	491	25.5	539
22.5	695	22.5	734
19.5	1006	19.5	1034
17	1388	17	1406
15	1781	15	1797
13	2265	13	2288
11	2839	11	2865
9	3464	9	3515
7	4097	7	4159
5	4660	5	4733
3	5081	3	5150
1	5305	1	5338
0	5335	0	5335
-1	5305	-1	5267
-3	5081	-3	5017
-5	4660	-5	4569
-7	4097	-7	3995
-9	3464	-9	3355
-11	2839	-11	2736
-13	2265	-13	2170
-15	1781	-15	1690
-17	1388	-17	1309
-19.5	1006	-19.5	945
-22.5	695	-22.5	648
-25.5	491	-25.5	463
-29	333	-29	323
-33	219	-33	223
-37.5	140	-37.5	151
-42.5	93	-42.5	104
-47.5	63	-47.5	71
-55	33	-55	36
-65	20	-65	20
-75	14	-75	14
-85	12	-85	12
-90	0	-90	0

AXIAL CANDELA DISPLAY

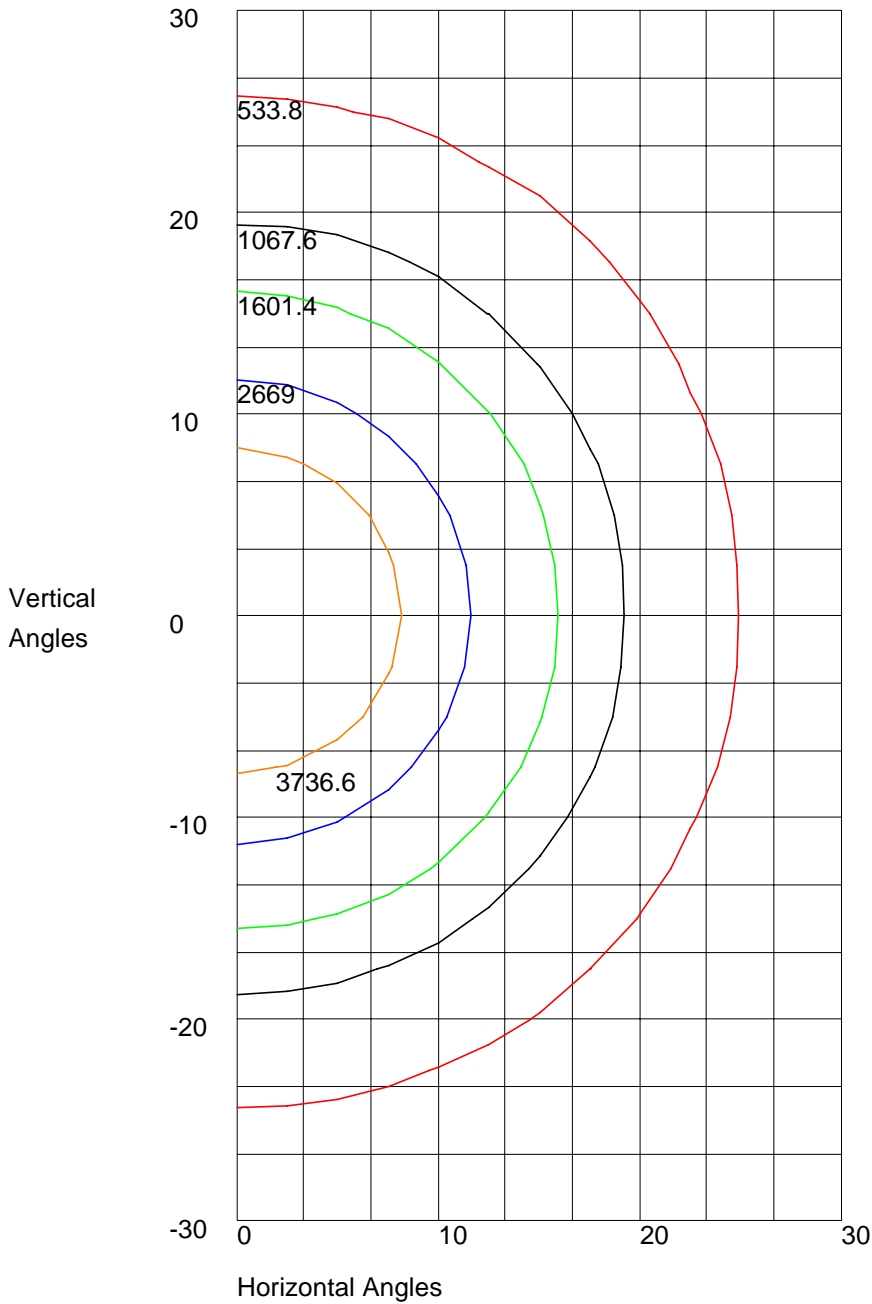


Maximum Candela = 5338 Located At Horizontal Angle = 0, Vertical Angle = 1

H - Horizontal Axial Candela

V - Vertical Axial Candela

ISOCANDELA CURVES



Maximum Candela = 5338 Located At Horizontal Angle = 0, Vertical Angle = 1
50% Maximum Candela = 2669
10% Maximum Candela = 533.8

Photometric Test Report

IES FLOOD REPORT

PHOTOMETRIC FILENAME : L03121114.IES

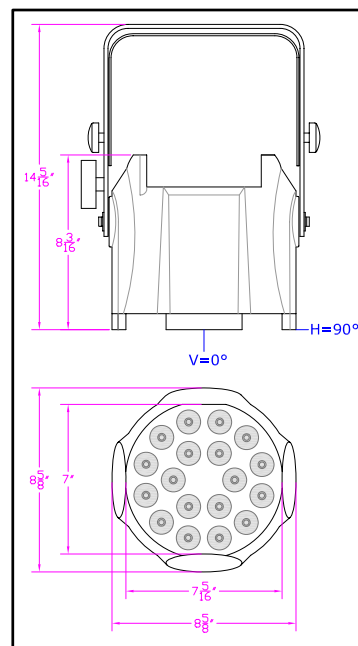
DESCRIPTIVE INFORMATION (From Photometric File)

IESNA:LM-63-2002
[TEST] L03121114
[TESTLAB] LIGHT LABORATORY, INC.
[ISSUEDATE] 3/26/2012
[MANUFAC] ELATION LIGHTING
[LUMCAT] OPTI TRI WHITE
[LUMINAIRE] 8-5/8"DIA. X 8-3/16"H. OPTI TRI WHITE LED FLOOD FIXTURE
[MORE] 54 3W LEDs, 18 COOL WHITE, 18 WARM WHITE, AND 18 AMBER
[MORE] TESTED WITH FULL ON.
[BALLASTCAT] N/A
[BALLAST] 100-240VAC 47-63Hz ELECTRONIC
[LAMPPOSITION] 0,0
[LAMPCAT] 3W OPTI LED
[OTHER] INDICATING THE CANDELA VALUES ARE ABSOLUTE AND
[MORE] SHOULD NOT BE FACTORED FOR DIFFERENT LAMP RATINGS.
[_INPUT] 120VAC, 134.25W
[_TEST PROCEDURE] IESNA:LM-79-08

Note: Candela values converted from Type-C to Type-B

CHARACTERISTICS

NEMA Type	4 H x 4 V
Maximum Candela	9097
Maximum Candela Angle	0H 0V
Horizontal Beam Angle (50%)	25.4
Vertical Beam Angle (50%)	25.2
Horizontal Field Angle (10%)	53.7
Vertical Field Angle (10%)	54.0
Lumens Per Lamp	N.A. (absolute)
Total Lamp Lumens	N.A. (absolute)
Beam Lumens	1000
Beam Efficiency	N.A.
Field Lumens	2086
Field Efficiency	N.A.
Spill Lumens	748
Luminaire Lumens	2834
Total Efficiency	N.A.
Total Luminaire Watts	134.25
Ballast Factor	1.00

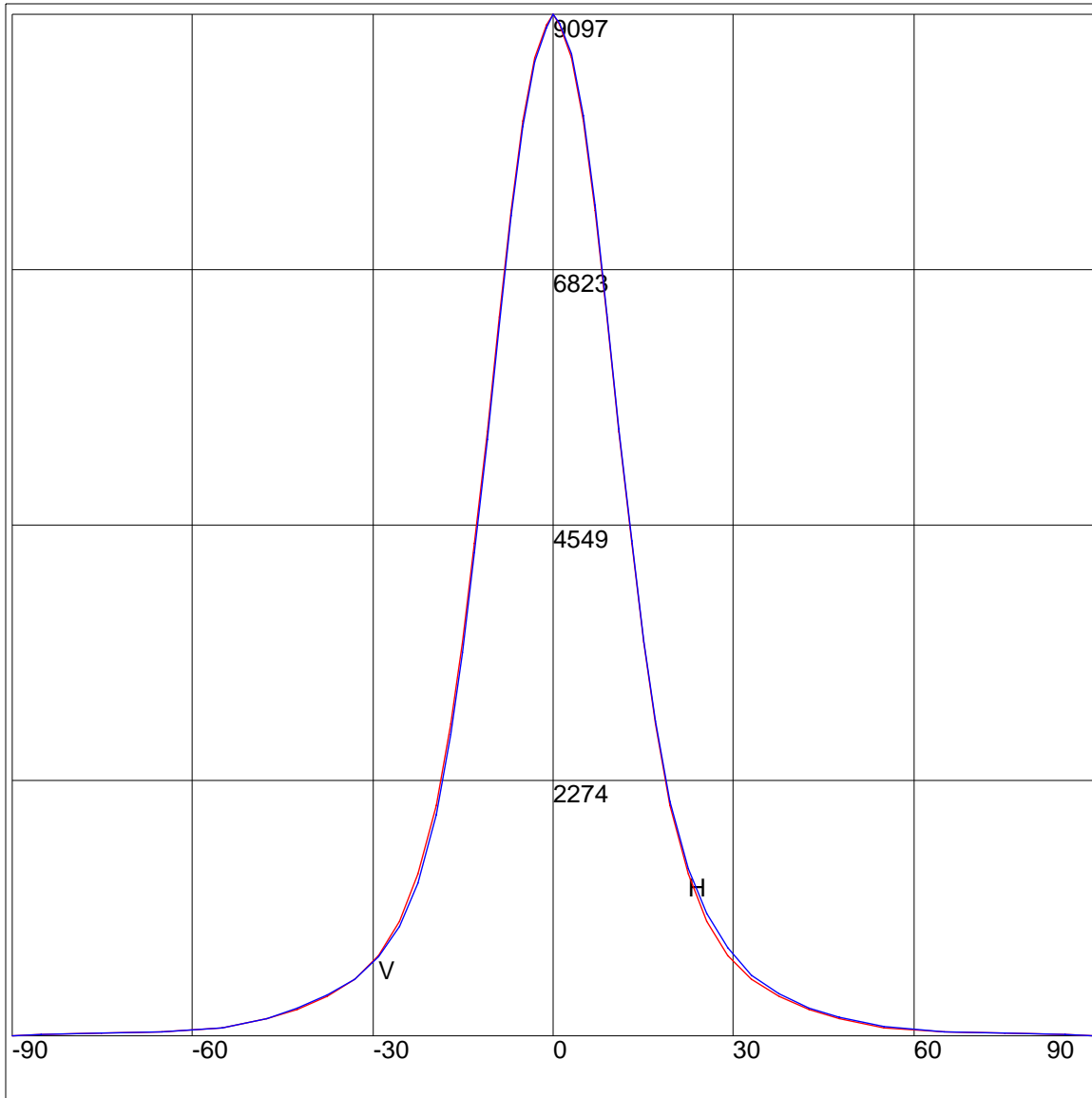


IES FLOOD REPORT
PHOTOMETRIC FILENAME : L03121114.IES

AXIAL CANDELA

DEG.	HOR.	DEG.	VERT.
90	0	90	0
85	23	85	23
75	25	75	28
65	38	65	42
55	76	55	82
47.5	161	47.5	166
42.5	245	42.5	254
37.5	359	37.5	383
33	511	33	547
29	721	29	785
25.5	1025	25.5	1092
22.5	1443	22.5	1493
19.5	2060	19.5	2092
17	2784	17	2801
15	3514	15	3526
13	4391	13	4405
11	5380	11	5403
9	6398	9	6431
7	7354	7	7396
5	8153	5	8192
3	8712	3	8742
1	9008	1	9015
0	9097	0	9097
-1	9008	-1	8983
-3	8712	-3	8674
-5	8153	-5	8103
-7	7354	-7	7306
-9	6398	-9	6337
-11	5380	-11	5309
-13	4391	-13	4309
-15	3514	-15	3420
-17	2784	-17	2684
-19.5	2060	-19.5	1972
-22.5	1443	-22.5	1369
-25.5	1025	-25.5	981
-29	721	-29	707
-33	511	-33	511
-37.5	359	-37.5	366
-42.5	245	-42.5	249
-47.5	161	-47.5	163
-55	76	-55	80
-65	38	-65	38
-75	25	-75	25
-85	23	-85	23
-90	0	-90	0

AXIAL CANDELA DISPLAY

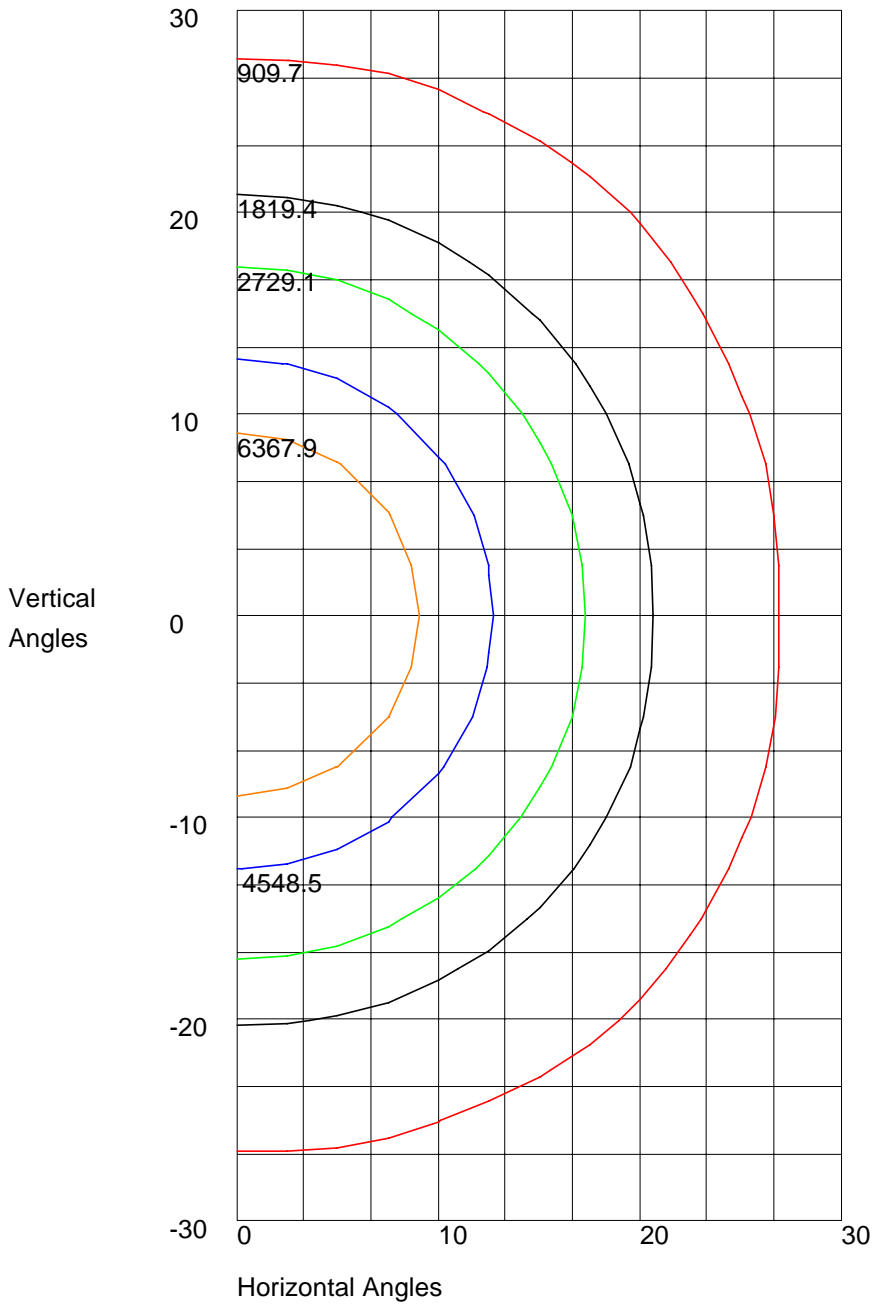


Maximum Candela = 9097 Located At Horizontal Angle = 0, Vertical Angle = 0

H - Horizontal Axial Candela

V - Vertical Axial Candela

ISOCANDELA CURVES



Maximum Candela = 9097 Located At Horizontal Angle = 0, Vertical Angle = 0
50% Maximum Candela = 4548.5
10% Maximum Candela = 909.7