

VARI***LITE**

VLZ WASH



The ideal replacement solution to the VL3000 wash light or any other 1,000W to 1,400W lamped professional moving wash light.

The Vari-Lite VLZ Wash can stand alone or is the perfect partner to both the VLZ Spot and Profile luminaires. Utilizing the latest high output LED light engine and an identical CMY-CTO color system to produce stunning colors. The dual fixed color wheel with linear control gives access to Vari-Lite colors and split color combinations. Color shake and color wheel spin control have also been added for more dynamic color effects. All of this is bundled into a luminaire that produces a staggering 25,000 lumens projected from a large 155mm (6") lens.

The Enhanced Fan control system allows users to choose one of 4 different fan levels to match the output they require for their show, remotely from their console. In addition to the wide zoom range, and making this the most versatile larger wash fixture on the market. Beam-Shaping control can be achieved via 3 different systems used independently of each other; A set of 4 internal barndoors shape the beam and can be rotated $\pm 50^\circ$ from center. A indexing and rotating lenticular lens can change the beam from round to oblong; 4 different beam edge softness grades are achievable using the beam softening control taking it from a hard edged PC beam to a soft edge fresnel.

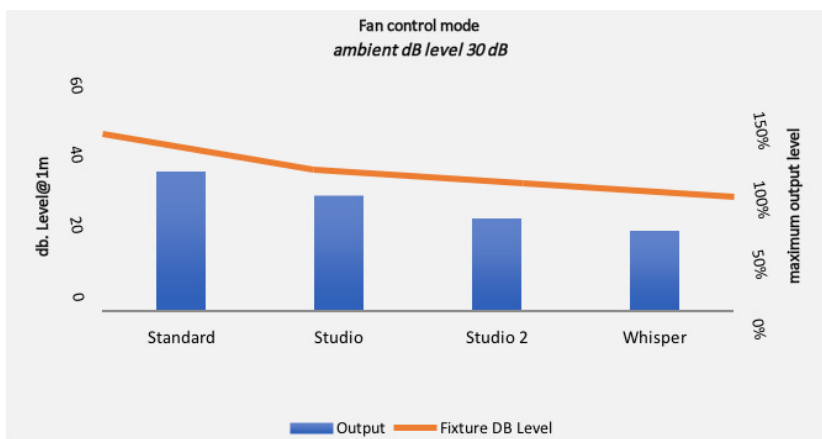
From concerts to opera, the combination of the color, beam and fan control makes the VLZ Wash the go-to professional moving wash luminaire for multiple large entertainment applications.

VLZ WASH

FEATURES & BENEFITS

- 25,000 lumen output.
- 155mm (6") large aperture wash lens.
- Multiple fan level controls:
 - Standard
 - Studio
 - Studio 2
 - Whisper
- Camera friendly - separate frequency and gamma control of LED array.
- Wide zoom range 7°-50°
- 16-bit dimmer control with 4 selectable curves.
- Full Color mixing and Color effects CYM + CTO 2 color wheels total of 12 fixed color shake and wheel spin functions.
- Beam shaping control masking barndoor system with 4 blades frame rotation ± 50 degree either side of center and separate lenticular lens.
- Beam edge control, from beam to Fresnel
- Fast, accurate and repeatable movement on all functions.
- Two year limited warranty.

VLZ WASH FAN CONTROL MODES				
Mode	Output	Ambient	Fixture dB level	Distance
Standard	100%	30	51 dB	1m / 3.3ft
Studio	83%	30	41 dB	1m / 3.3ft
Studio 2	67%	30	37 dB	1m / 3.3ft
Whisper	58%	30	33 dB	1m / 3.3ft



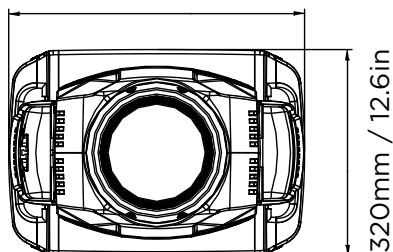
VARI***LITE**

VLZ WASH

SOURCE		
Type	LED	
Wattage	620W	
OPTICAL PERFORMANCE		
Lumen output (max.)	25,000	
Color temperature	8000K	
Color temperature output	7000K	
CRI / Ra	>70	
Dimming system	Electronic 16-bit	
BEAM		
Beam angle	7-50°	
COLOR		
Color system	CMY, variable CTO 2 x fixed color wheels	
MOVEMENT		
Pan / tilt	540° / 270°	
DATA PROTOCOLS		
Controls	DMX512-A / RDM, Art-Net™	
DMX channels	52	
POWER		
Operating voltage	100-240VAC, 50/60Hz	
ENVIRONMENT		
Operating temperature	°C	°F
	-10-45°	14-113°
PHYSICALS		
IP rating	IP20	
Finish	Black	
Construction	Metal frame, engineering plastic covers	
DIMENSIONS		
H x W x L	mm	in
	458 x 316 x 796	18 x 12.4 x 31.3
Hanging centers	682	27.875
WEIGHT		
Weight	kg	lb
Weight	39	86
WARRANTY & APPROBATION		
Warranty	2 years	
Approvals / listings	CE, ETL, UL, FCC CSA, RoHS, ISO 9001	

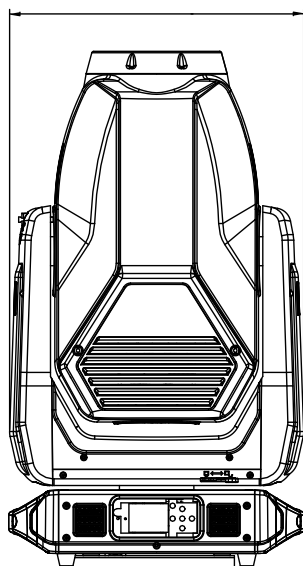
VLZ WASH

459mm / 18in

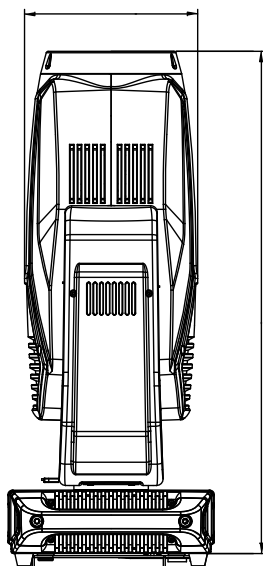


320mm / 12.6in

456mm / 17.9in



269mm / 10.6in



779mm / 30.7in

VLZ WASH

ORDER CODE

Vari-Lite VLZ automated LED Wash,
with barndoor system with input power powerCON connector AC100-240V

26-105-0003-00

Luminaire programing kit

PEGASUS

© 2018 Signify Holding. All rights reserved.

All trademarks are owned by Signify Holding or their respective owners. The information provided herein is subject to change, without notice. Signify does not give any representation or warranty as to the accuracy or completeness of the information included herein and shall not be liable for any action in reliance thereon. The information presented in this document is not intended as any commercial offer and does not form part of any quotation or contract, unless otherwise agreed by Signify. Data subject to change.

Ref: 26-105-0003-00-SpecSheet-01