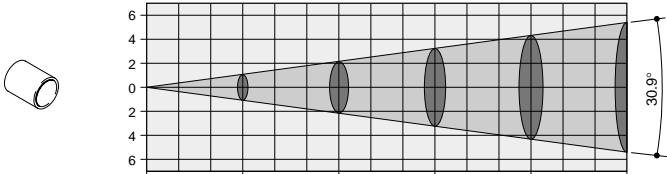


DIAGRAMMI DEI FASCI LUMINOSI E VALORI DI ILLUMINAMENTO
GRAPHS SHOWING BEAM DATA AND ILLUMINATION VALUES
DIAGRAMMES DES FAISCEAUX LUMINEUX ET DES VALEURS D'ÉCLAIRAGE
LICHTKEGELDIAGRAMME UND BELEUCHTUNGSWERTE
DIAGRAMAS DE LOS HACES LUMINOSOS Y VALORES DE LUMINANCIA

Standard lens 1:2.4 / 100 mm (30.9°)

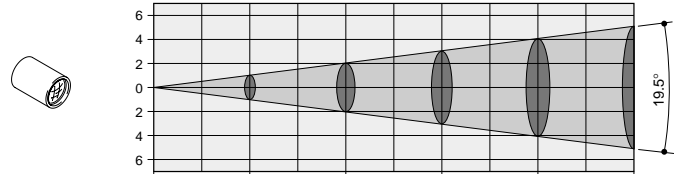
| | | | | | | | | | | | |
|------------------|---|------|-----|-----|------|-----|------|----|------|----|------|
| HMD 300 lux (fc) | 0 | 1125 | 105 | 281 | 26.1 | 125 | 11.6 | 71 | 6.6 | 45 | 4.18 |
| HTI 300 lux (fc) | 0 | 1500 | 139 | 375 | 34.8 | 167 | 15.5 | 94 | 8.73 | 60 | 5.57 |



| | | | | | | | | | | | |
|--------------------|---|------|-------|------|-------|------|-------|------|-------|-------|-------|
| DISTANCE m (ft in) | 0 | 4 | 13'1" | 8 | 26'3" | 12 | 39'4" | 16 | 52'6" | 20 | 65'7" |
| DIAMETER m (ft in) | 0 | 2,16 | 7'1" | 4,32 | 14'2" | 6,48 | 21'3" | 8,64 | 28'4" | 10,80 | 35'5" |

Optional multi-element lens 1:3.5 / 150 mm (19.5°)

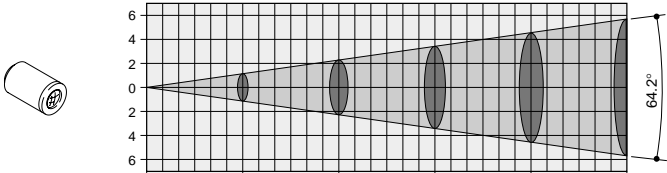
| | | | | | | | | | | | |
|------------------|---|------|-----|-----|------|-----|------|----|------|----|------|
| HMD 300 lux (fc) | 0 | 1151 | 107 | 288 | 26.8 | 128 | 11.9 | 72 | 6.69 | 46 | 4.27 |
| HTI 300 lux (fc) | 0 | 1535 | 143 | 384 | 35.7 | 171 | 15.9 | 96 | 8.92 | 61 | 5.67 |



| | | | | | | | | | | | |
|--------------------|---|------|-------|------|-------|------|-------|------|-------|-------|-------|
| DISTANCE m (ft in) | 0 | 6 | 19'8" | 12 | 39'4" | 18 | 59'1" | 24 | 78'9" | 30 | 98'5" |
| DIAMETER m (ft in) | 0 | 2,04 | 6'8" | 4,08 | 13'5" | 6,12 | 20'1" | 6,16 | 20'3" | 10,20 | 33'6" |

Optional multi-element lens 1:2.8 / 45mm (64.2°)

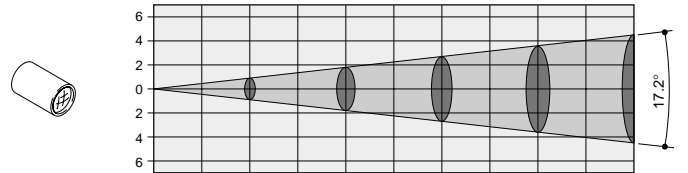
| | | | | | | | | | | | |
|------------------|---|------|-----|-----|------|-----|------|----|------|----|------|
| HMD 300 lux (fc) | 0 | 1079 | 100 | 269 | 25 | 120 | 11.1 | 68 | 6.32 | 44 | 4.09 |
| HTI 300 lux (fc) | 0 | 1438 | 134 | 359 | 33.4 | 160 | 14.9 | 90 | 8.36 | 58 | 5.39 |



| | | | | | | | | | | | |
|--------------------|---|------|------|------|-------|------|-------|------|-------|-------|--------|
| DISTANCE m (ft in) | 0 | 2 | 6'7" | 4 | 13'1" | 6 | 19'8" | 8 | 26'3" | 10 | 32'10" |
| DIAMETER m (ft in) | 0 | 2,24 | 7'4" | 4,48 | 14'8" | 6,72 | 22'1" | 8,96 | 29'5" | 11,20 | 36'9" |

Optional lens 1:4 / 165 mm (17.2°)

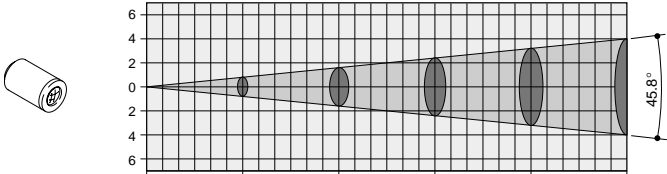
| | | | | | | | | | | | |
|------------------|---|------|-----|-----|------|-----|------|-----|------|----|------|
| HMD 300 lux (fc) | 0 | 1297 | 120 | 324 | 30.1 | 144 | 13.4 | 81 | 7.52 | 52 | 4.83 |
| HTI 300 lux (fc) | 0 | 1729 | 161 | 432 | 40.1 | 192 | 17.8 | 108 | 10 | 69 | 6.41 |



| | | | | | | | | | | | |
|--------------------|---|------|-------|------|--------|------|-------|------|-------|------|-------|
| DISTANCE m (ft in) | 0 | 6 | 19'8" | 12 | 39'4" | 18 | 59'1" | 24 | 78'9" | 30 | 98'5" |
| DIAMETER m (ft in) | 0 | 1,80 | 5'11" | 3,60 | 11'10" | 5,40 | 17'9" | 7,20 | 23'7" | 9,00 | 29'6" |

Optional multi-element lens 1:2.8 / 60 mm (45.8°)

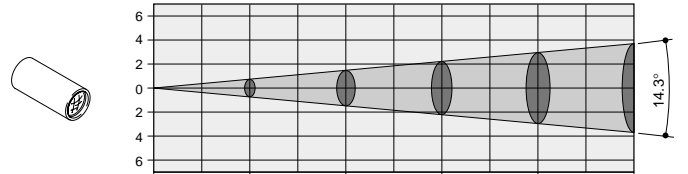
| | | | | | | | | | | | |
|------------------|---|------|-----|-----|------|-----|------|-----|------|----|------|
| HMD 300 lux (fc) | 0 | 1776 | 165 | 444 | 41.2 | 197 | 18.3 | 111 | 10.3 | 71 | 6.6 |
| HTI 300 lux (fc) | 0 | 2368 | 220 | 592 | 55 | 263 | 24.4 | 148 | 13.7 | 95 | 8.83 |



| | | | | | | | | | | | |
|--------------------|---|------|------|------|-------|------|-------|------|-------|------|--------|
| DISTANCE m (ft in) | 0 | 2 | 6'7" | 4 | 13'1" | 6 | 19'8" | 8 | 26'3" | 10 | 32'10" |
| DIAMETER m (ft in) | 0 | 1,60 | 5'3" | 3,20 | 10'6" | 4,80 | 15'9" | 6,40 | 21' | 8,00 | 26'3" |

Optional lens 1:4.4 / 200 mm (14.3°)

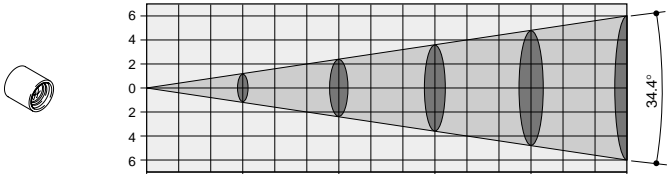
| | | | | | | | | | | | |
|------------------|---|------|-----|-----|------|-----|------|-----|------|----|------|
| HMD 300 lux (fc) | 0 | 1787 | 166 | 446 | 41.4 | 199 | 18.5 | 112 | 10.4 | 71 | 6.6 |
| HTI 300 lux (fc) | 0 | 2382 | 221 | 595 | 55.3 | 265 | 24.6 | 149 | 13.8 | 95 | 8.83 |



| | | | | | | | | | | | |
|--------------------|---|------|-------|------|-------|------|-------|------|-------|------|-------|
| DISTANCE m (ft in) | 0 | 6 | 19'8" | 12 | 39'4" | 18 | 59'1" | 24 | 78'9" | 30 | 98'5" |
| DIAMETER m (ft in) | 0 | 1,50 | 4'11" | 3,00 | 9'10" | 4,50 | 14'9" | 6,00 | 19'8" | 7,50 | 24'7" |

Optional multi-element lens 1:2.8 / 85 mm (34.4°)

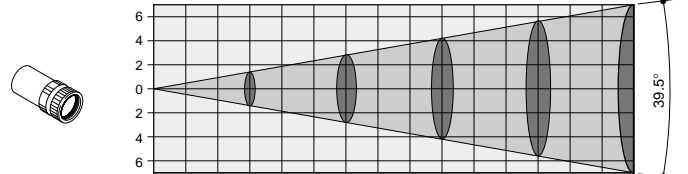
| | | | | | | | | | | | |
|------------------|---|------|------|-----|------|-----|------|----|------|----|------|
| HMD 300 lux (fc) | 0 | 856 | 79.5 | 214 | 19.9 | 95 | 8.83 | 53 | 4.92 | 35 | 3.25 |
| HTI 300 lux (fc) | 0 | 1141 | 106 | 285 | 26.5 | 127 | 11.8 | 71 | 6.6 | 46 | 4.27 |



| | | | | | | | | | | | |
|--------------------|---|------|-------|------|-------|------|-------|------|-------|-------|-------|
| DISTANCE m (ft in) | 0 | 4 | 13'1" | 8 | 26'3" | 12 | 39'4" | 16 | 52'6" | 20 | 65'7" |
| DIAMETER m (ft in) | 0 | 2,40 | 7'10" | 4,80 | 15'9" | 7,20 | 23'7" | 9,60 | 31'6" | 12,00 | 39'4" |

Optional Zoom lens 1:3.5 / 70 mm - Maximum aperture

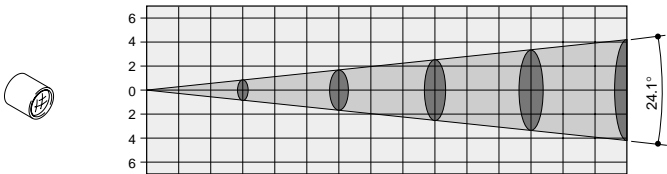
| | | | | | | | | | | | |
|------------------|---|-----|------|-----|------|----|------|----|------|----|------|
| HMD 300 lux (fc) | 0 | 623 | 59.9 | 156 | 14.5 | 69 | 6.41 | 39 | 3.62 | 25 | 2.32 |
| HTI 300 lux (fc) | 0 | 831 | 77.2 | 208 | 19.3 | 92 | 8.55 | 52 | 4.83 | 33 | 3.07 |



| | | | | | | | | | | | |
|--------------------|---|------|-------|------|-------|------|-------|-------|-------|-------|-------|
| DISTANCE m (ft in) | 0 | 4 | 13'1" | 8 | 26'3" | 12 | 39'4" | 16 | 52'6" | 20 | 65'7" |
| DIAMETER m (ft in) | 0 | 2,76 | 9'1" | 5,52 | 18'1" | 8,28 | 27'2" | 11,04 | 36'3" | 13,80 | 45'3" |

Optional multi-element lens 1:2.8 / 120 mm (24.1°)

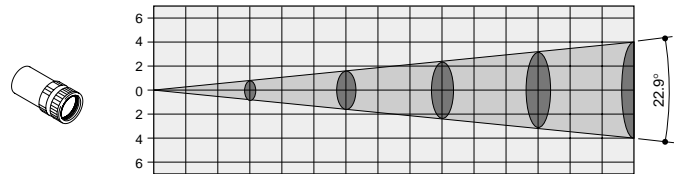
| | | | | | | | | | | | |
|------------------|---|------|-----|-----|------|-----|------|-----|------|----|------|
| HMD 300 lux (fc) | 0 | 1711 | 159 | 428 | 39.8 | 190 | 17.7 | 107 | 9.94 | 68 | 6.32 |
| HTI 300 lux (fc) | 0 | 2281 | 212 | 570 | 53 | 253 | 23.5 | 143 | 13.3 | 91 | 8.45 |



| | | | | | | | | | | | |
|--------------------|---|------|-------|------|-------|------|-------|------|-------|------|-------|
| DISTANCE m (ft in) | 0 | 4 | 13'1" | 8 | 26'3" | 12 | 39'4" | 16 | 52'6" | 20 | 65'7" |
| DIAMETER m (ft in) | 0 | 1,68 | 5'6" | 3,36 | 11' | 5,04 | 16'6" | 6,72 | 22'1" | 8,40 | 27'7" |

Optional Zoom lens 1:3.5 / 120 mm - Minimum aperture

| | | | | | | | | | | | |
|------------------|---|------|-----|-----|------|-----|------|-----|------|----|------|
| HMD 300 lux (fc) | 0 | 1652 | 153 | 413 | 83.4 | 184 | 17.1 | 104 | 9.66 | 66 | 6.13 |
| HTI 300 lux (fc) | 0 | 2203 | 205 | 551 | 51.2 | 245 | 22.8 | 138 | 12.8 | 88 | 8.18 |



| | | | | | | | | | | | |
|--------------------|---|------|-------|------|-------|------|-------|------|-------|------|-------|
| DISTANCE m (ft in) | 0 | 4 | 13'1" | 8 | 26'3" | 12 | 39'4" | 16 | 52'6" | 20 | 65'7" |
| DIAMETER m (ft in) | 0 | 1,60 | 5'3" | 3,20 | 10'6" | 4,80 | 15'9" | 6,40 | 21' | 8,00 | 26'3" |