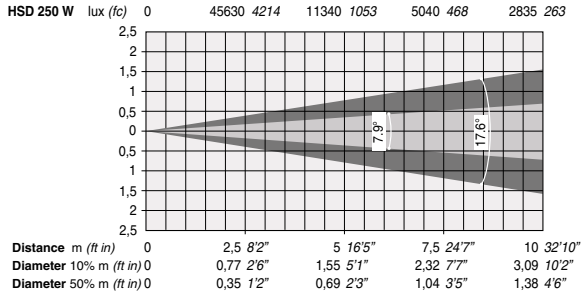
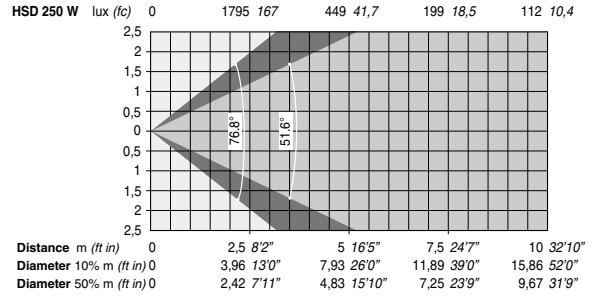


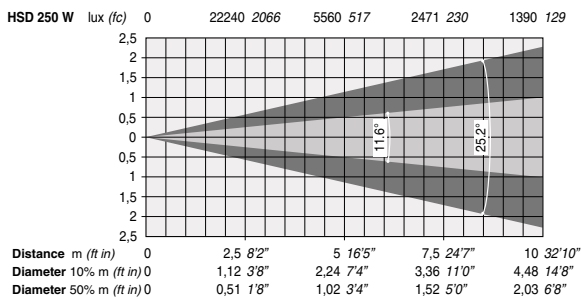
CP COLOR 250 - Standard filter only (17.6° 10% - 7.9° 50%)



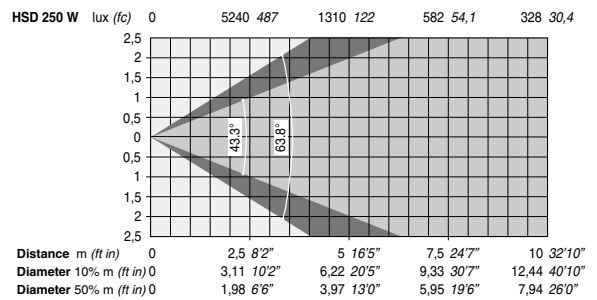
CP COLOR 250 - With optional diffusion filter (76.8° 10% - 51.6° 50%)



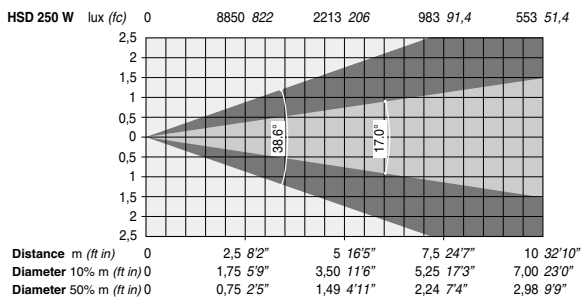
CP COLOR 250 - With optional frost filter "C" (25.2° 10% - 11.6° 50%)



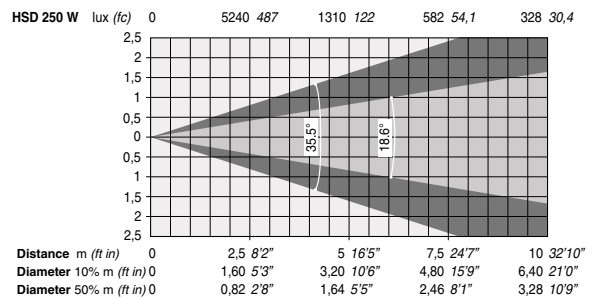
CP COLOR 250 - With optional ovalizer filter (X-axis) (63.8° 10% - 43.3° 50%)



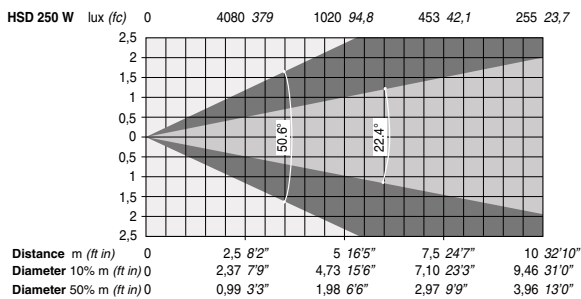
CP COLOR 250 - With optional frost filter "400" (38.6° 10% - 17.0° 50%)



CP COLOR 250 - With optional ovalizer filter (Y axis) (35.5° 10% - 18.6° 50%)



CP COLOR 250 - With optional frost filter "90" (50.6° 10% - 22.4° 50%)



Legenda

Diameter 10%-50%: valori del diametro del fascio luminoso corrispondenti al 10% e 50% dell'illuminamento massimo.

Key

Diameter 10%-50%: beam diameter for 10% and 50% of maximum illumination.

Légende

Diameter 10%-50%: valeurs du diamètre du faisceau lumineux correspondant à 10% et 50% de l'éclairage maximum.

Legende

Diameter 10%-50%: Lichtkreis-Durchmesser bei 10% bzw. 50% maximaler Ausleuchtung.

Legenda

Diameter 10%-50%: valores del diámetro del haz luminoso correspondientes al 10% y 50% de la iluminación máxima.