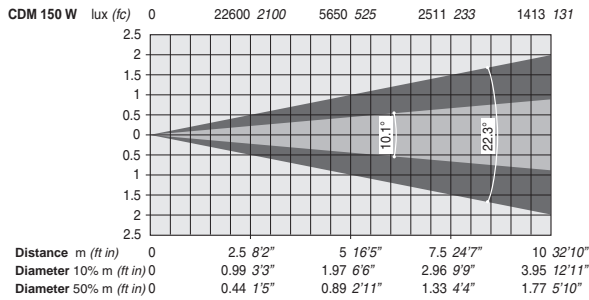


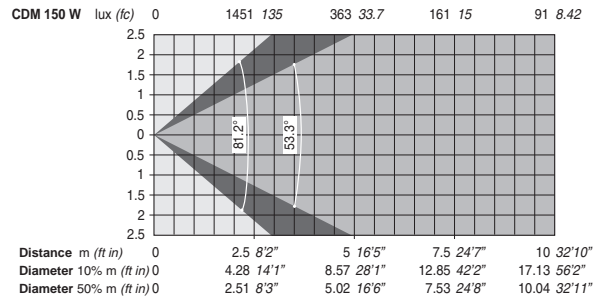
CP COLOR 150

Base separata
Separated base
Base séparée
Getrennte Basis
Base separada

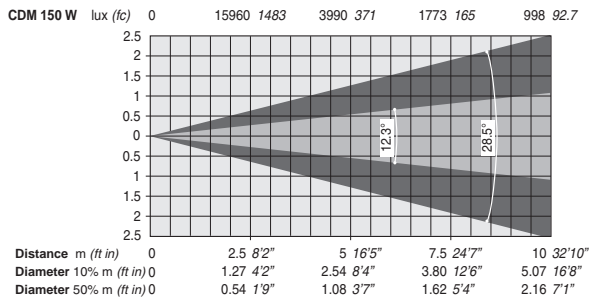
Standard filter only (22.3° 10% - 10.1° 50%)



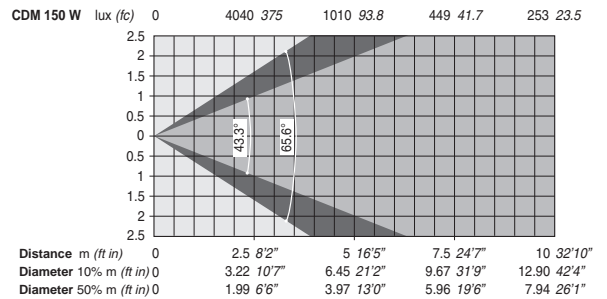
With optional diffusion filter (81.2° 10% - 53.3° 50%)



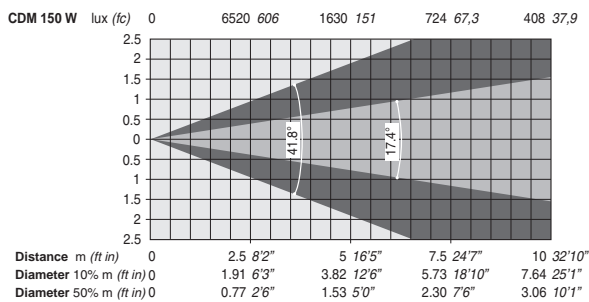
With optional frost filter "C" (28.5° 10% - 12.3° 50%)



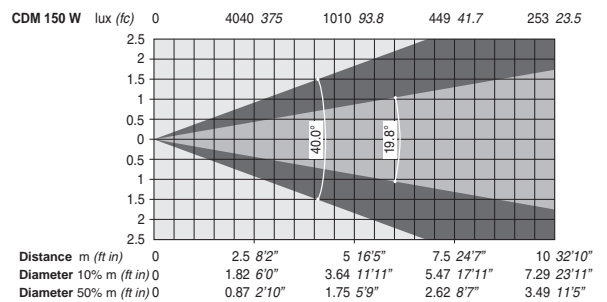
With optional ovalizer filter (X-axis) (65.6° 10% - 43.3° 50%)



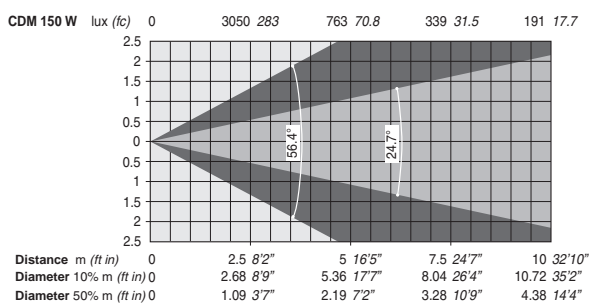
With optional frost filter "400" (41.8° 10% - 17.4° 50%)



With optional ovalizer filter (Y axis) (40.0° 10% - 19.8° 50%)



With optional frost filter "90" (56.4° 10% - 24.7° 50%)



Legenda

Diameter 10%-50%: valori del diametro del fascio luminoso corrispondenti al 10% e 50% dell'illuminamento massimo.

Key

Diameter 10%-50%: beam diameter for 10% and 50% of maximum illumination.

Légende

Diameter 10%-50%: valeurs du diamètre du faisceau lumineux correspondant à 10% et 50% de l'éclairage maximum.

Legende

Diameter 10%-50%: Lichtkreis-Durchmesser bei 10% bzw. 50% maximaler Ausleuchtung.

Legenda

Diameter 10%-50%: valores del diámetro del haz luminoso correspondientes al 10% y 50% de la iluminación máxima.